



NIMBUS ASSEMBLY / NIMBUS COUPLER / NIMBUS SPACER

Introduction

Thank you for purchasing the HRS Nimbus Assembly, Nimbus Spacer, or Nimbus Coupler. When used properly, they will give you many years of superior musical or video signal reproduction. The HRS Nimbus Products are designed to significantly reduce the negative impact of air and structure-borne vibration on your audio or video component performance. The HRS Nimbus Products are also a perfect match for the HRS Isolation Bases and Damping Plates. While the HRS Nimbus Products significantly reduce bottom chassis noise, the HRS Damping Plates will work to reduce top chassis noise in the component.

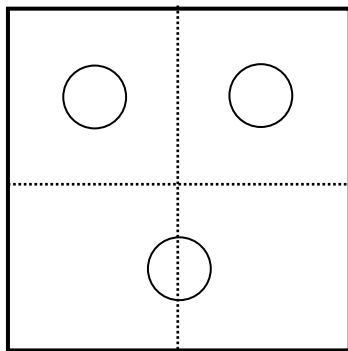
Safety Instructions **IMPORTANT!**

Do not cover ventilation holes on any components with HRS Nimbus Products. Doing so will block airflow, and increase the internal operating temperature of the component. This can degrade performance and damage components.

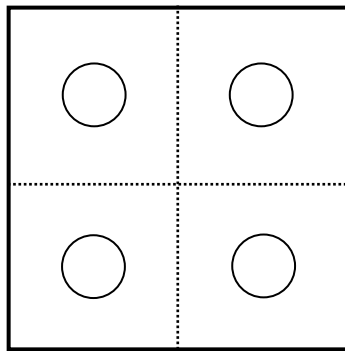
Setup Instructions

The HRS Nimbus Products should be placed directly on the surface supporting your component. HRS recommends using a pattern of at least three HRS Nimbus Products to support a component. If the component is larger, using four or five Nimbus Products will often improve performance further. The diagrams below illustrate standard arrangements for three, four, or five Nimbus Products. The dotted lines in the diagrams represent the centerlines of the component.

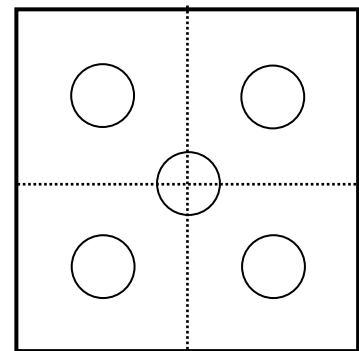
The bottom chassis (not the feet) of the component should be placed in direct contact with the HRS Nimbus Products to control bottom panel resonance. Moving the HRS Nimbus Products in small increments to find optimal performance for a specific component chassis, based on listening tests, is often beneficial. The HRS Nimbus Spacer is used if additional height is required underneath the component. Use two HRS Nimbus Couplers with each HRS Nimbus Spacer. One HRS Nimbus Coupler is placed on each side of the HRS Nimbus Spacer. One of the HRS Nimbus Couplers will be in contact with the supporting surface, while the other will be in direct contact with the bottom chassis of the component. The HRS Nimbus Spacer sits between the two HRS Nimbus Couplers to provide stiffness, mass, and the desired support height. The HRS Nimbus Assembly is a bonded assembly of the Nimbus Coupler and Nimbus Spacer that cannot be taken apart.



Recommended arrangement for three Nimbus Products



Recommended arrangement for four Nimbus Products



Recommended arrangement for five Nimbus Products

Care and Maintenance

The HRS Nimbus Products are very low maintenance items that will provide many years of trouble free performance by applying these basic care instructions.

Clean the HRS Nimbus Products using a lint-free soft (non-abrasive) cloth. Use a damp cloth with water or mild soap if required. Do not spray with or immerse in water.

Warnings!

Do not place objects with sharp or pointed feet directly on the Nimbus Products as they may cause nicks, scratches or tear the custom polymers used in the Nimbus Products.

Do not use an abrasive cleaner or abrasive sponge to clean the Nimbus, as they may scratch the metallic surface.

Do not wash with any solvent based cleaning solutions.

Limited Warranty



Harmonic Resolution Systems warrants the product designated herein to be free of manufacturing defects in material and workmanship, subject to the conditions herein set forth, for a period of 90 days from the date of purchase by the original purchaser. **The purchaser is required to register the unit with Harmonic Resolution Systems by visiting <https://avisolation.com/company-warranty/> and completing the limited warranty registration, within 14 days upon receipt of any HRS product, said purchaser would be registered for an extended limited warranty. Scan QR code to register for HRS 5-year limited warranty.**

The limited warranty extends the 90 days to a period of 5 years from the date of purchase by the original purchaser, or no later than 6 years from the date of shipment to the authorized Harmonic Resolution Systems dealer, whichever comes first.

This limited warranty is subject to the following conditions and limitations.

1. The limited warranty is void and inapplicable if the product has been used or handled other than in accordance with the instructions in the owner's manual, abused or misused, damaged by accident or neglect or in being transported, or the defect is due to the product being repaired or tampered with or modified by anyone other than Harmonic Resolution Systems. The product must be packed and returned to Harmonic Resolution Systems by the customer at his or her sole expense. A written description of the defect and a photocopy of the original purchase receipt must accompany a returned product. This receipt must clearly list the model and serial number, the date of purchase, the name and address of the purchaser, the authorized HRS dealer, and the purchase price. Harmonic Resolution Systems reserves the right to modify the design of any product without obligation to purchasers of previously manufactured products, and to change the prices or specifications of any product, without notice or obligation to any person. This warranty is void and inapplicable if the product has been handled other than in accordance with the instructions specified within this document, abused or misused, damaged by accident or neglect or in being transported, or the defect is due to the product being tampered with, modified or repaired by anyone other than Harmonic Resolution Systems.
2. The limited warranty does not cover normal recommended care and maintenance. Harmonic Resolution Systems Inc. shall not be responsible in any way for consequential or indirect damages or liabilities resulting from the use of the product covered herein or resulting from any breach of this warranty or any implied warranty relating to said product.
3. Harmonic Resolution Systems shall not be responsible in any way for damage to finishes resulting from normal use, or exposure to sunlight or the environment, even within the normal and extended limited warranty period.

During the limited warranty period, Harmonic Resolution Systems will repair or replace any defective components free of charge. A Return Authorization Number (RA Number) obtained directly from Harmonic Resolution Systems is required before any product is returned to Harmonic Resolution Systems for any reason. This number must be visible on the exterior of the shipping container(s) for Harmonic Resolution Systems to accept the return.

Units shipped to Harmonic Resolution Systems Inc. without a visible RA Number on the exterior of the shipping container(s) are subject to be returned to the sender, freight collect.

Units to be repaired by Harmonic Resolution Systems must be sent shipping and insurance prepaid by the original purchaser in the original packaging material. A returned product should be accompanied by a written description of the defect.

Repaired units will be returned by Harmonic Resolution Systems shipping, and insurance will be prepaid by the customer.

All other warranties or conditions, either written or implied, are void.

(MADE IN USA)

All Harmonic Resolution Systems Inc. products are 100% Made in The United States of America by skilled craftsmen using only the finest materials and our personal dedication to the highest workmanship standards.

HARMONIC RESOLUTION SYSTEMS INC., 2495 MAIN STREET, SUITE 227, BUFFALO, NY 14214 716-873-1437
WWW.AVISOLATION.COM SALES@AVISOLATION.COM